



**West Cornforth Primary School**  
**Weekly Overview of Home School Learning Tasks- Year 5**

**WB: 06.07.20**

<b>Day</b>	<b>Daily English Task</b> <b>Weekly Focus:</b> Reading/ Year 5 English objectives.	<b>Daily Maths Task</b> <b>Weekly Focus:</b> Multistep problems and number operations/problem solving/ NRICH	<b>Other Subjects</b>	<b>Keeping Active</b>
Monday	<p>Read a chapter from your home reading book or on the following website via your account: <a href="https://www.myon.co.uk/login/index.html">https://www.myon.co.uk/login/index.html</a></p> <p><b>Complete the following tasks for this week on myON.co.uk – Projects. If you do not wish to do this, then complete your tasks on paper or a word document.</b></p> <p><b>Disasters at Sea</b></p> <p><b>Complete myON Task 1– Reading Task: Disasters at Sea</b></p> <p>Read at least 4 of the books to find out about tsunamis and disasters at sea. You are going to complete a vocabulary investigation, so use the dictionary tool to find out about any words you are unsure of. Remember to complete AR quizzes, as this will check your understanding and help you achieve points towards your target.</p>	<p>Daily Times Tables TTRockstars: <a href="https://trockstars.com/">https://trockstars.com/</a> Mathletics: <a href="https://login.mathletics.com">https://login.mathletics.com</a> TopMarks: <a href="https://www.topmarks.co.uk">https://www.topmarks.co.uk</a></p> <p>Multistep addition and subtraction problems.</p> <p><a href="https://www.bbc.co.uk/bitesize/articles/z6ynscw">https://www.bbc.co.uk/bitesize/articles/z6ynscw</a></p> <p>Firstly, watch the three summary slideshows. These should help you to consider how you might approach the problems.</p> <p>Following this, complete the two activities with Monday’s date on in the booklet.</p>	<p><b>Science</b></p> <p>Watch the following link: <a href="https://www.bbc.co.uk/teach/class-clips-video/science-ks1-ks2-wonders-of-nature-underwater-world/zh3ygyw">https://www.bbc.co.uk/teach/class-clips-video/science-ks1-ks2-wonders-of-nature-underwater-world/zh3ygyw</a></p> <p>Can you now think how you could make your own aquarium? In school, we are planning to use oil, food colouring and water to explore immiscible liquids.</p> <p>Please send us photographs on Class Dojo.</p>	<p>Joe Wicks 9am PE Sessions: <a href="https://www.youtube.com/channel/UCAXW1XT0iEJo0TYIRfn6rYQ">https://www.youtube.com/channel/UCAXW1XT0iEJo0TYIRfn6rYQ</a></p> <p>Kids Yoga: <a href="https://www.youtube.com/user/CosmickidsYoga">https://www.youtube.com/user/CosmickidsYoga</a></p>



**West Cornforth Primary School**  
**Weekly Overview of Home School Learning Tasks- Year 5**

**WB: 06.07.20**

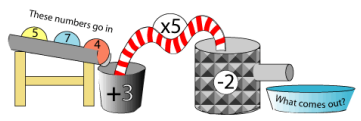
	<p><b>Complete myON Task 2– Graphic Organiser: Knowledge Map – Vocabulary Investigation</b></p> <p>You are going to investigate the vocabulary in the texts you have read. Think about picking out some interesting/specific vocabulary, as this will help you with your description writing task. Include the word, the definition and your own example of how you would use it in a sentence.</p>			
Tuesday	<p>Read a book from home, the library or online at myON.co.uk, and create a set of multiple-choice questions about what you have read.</p> <p><b>Complete myON Task 3 – Writing Task: Tsunamis – Detailed Description</b></p> <p>You are going to write a detailed description of a tsunami; use the information you have read and your vocabulary investigation to ensure your description uses interesting/specific vocabulary. Watch this video for more information: <a href="https://www.youtube.com/watch?v=tAlwAvdxQbl">https://www.youtube.com/watch?v=tAlwAvdxQbl</a></p> <p><b>Complete myON Task 4 – Tsunami Drawing</b></p>	<p>Daily Times Tables TTRockstars: <a href="https://trockstars.com/">https://trockstars.com/</a> Mathletics: <a href="https://login.mathletics.com">https://login.mathletics.com</a> TopMarks: <a href="https://www.topmarks.co.uk">https://www.topmarks.co.uk</a></p> <p>Order of Operations <a href="https://www.bbc.co.uk/bitesize/articles/zb48d6f">https://www.bbc.co.uk/bitesize/articles/zb48d6f</a></p> <p>Watch the two videos on the order of operations. This should be familiar to you as we have studied BIDMAS but there is a quick reminder below:</p>	<p><b>Geography</b></p> <p>Look through the information about tsunamis on the PowerPoint.</p> <p>Complete the research task: ‘Geography Tsunami Year 5/6 Task’</p>	<p>Joe Wicks 9am PE Sessions: <a href="https://www.youtube.com/channel/UCAxW1XT0iEJo0TYIRfn6rYQ">https://www.youtube.com/channel/UCAxW1XT0iEJo0TYIRfn6rYQ</a></p> <p>Daily walk: go for a walk around your local area, a cycle or a scoot.</p>



# West Cornforth Primary School

## Weekly Overview of Home School Learning Tasks- Year 5

WB: 06.07.20

	<p>Draw a picture of your tsunami that matches your detailed description from the previous task.</p>	<p><b>BIDMAS</b> stands for <b>B</b>rackets, <b>I</b>ndices, <b>D</b>ivision and <b>M</b>ultiplication, <b>A</b>ddition and <b>S</b>ubtraction.</p> <p>So the order you should do your calculations in is:</p> <ul style="list-style-type: none"> <li>• Brackets</li> <li>• Indices</li> <li>• Division and Multiplication (start on the left and work them out in the order that you find them)</li> <li>• Addition and Subtraction (when only addition and subtraction are left in the calculation, work them out in the order you find them - starting from the left of the calculation and working towards the right)</li> </ul> <p>All of these terms are fairly obvious except for 'Indices' - which are just powers (eg 2<sup>3</sup> or 4<sup>3</sup>). 'Indices' are also known as 'orders'. So you might also know this rule as <b>BODMAS</b> (<b>B</b>rackets, <b>O</b>rders, <b>D</b>ivision and <b>M</b>ultiplication, <b>A</b>ddition and <b>S</b>ubtraction).</p> <p>Now try the Clip from BBC Teach which will remind you how to organise this.</p> <p>Next, complete the two interactive activities before completing Tuesday BIDMAS activity from the booklet.</p>																															
<p>Wednesday</p>	<p>Challenge your child to read to another member of the family. This doesn't have to be a book so they can be as imaginative as they wish.</p> <p><b>Complete myON Task 5– Writing Task: Reporting on Disasters</b></p> <p>You are going to create a newspaper article about a disaster. This may be an oil spill or a tsunami. Use the information you have read to help you, and use your vocabulary to improve the quality of your writing. You may wish to complete this on the newspaper template on the blog. These are some facts about tsunamis to help you:</p>	<p>Daily Times Tables  TTRockstars: <a href="https://trockstars.com/">https://trockstars.com/</a>  Mathletics: <a href="https://login.mathletics.com">https://login.mathletics.com</a>  TopMarks: <a href="https://www.topmarks.co.uk">https://www.topmarks.co.uk</a></p> <p>Look at the following activity on function machines:</p>  <p>This one is a bit more of a puzzle.</p> <p>These numbers go in here:</p> <table border="0"> <tr><td>5</td><td></td><td></td><td></td><td></td></tr> <tr><td>4</td><td></td><td></td><td></td><td></td></tr> <tr><td>3</td><td></td><td></td><td></td><td></td></tr> <tr><td>2</td><td></td><td></td><td></td><td></td></tr> <tr><td>1</td><td></td><td></td><td></td><td></td></tr> </table> <p>↓</p> <p>□ → (?) → (?) → (?) → 40</p> <p>These numbers come out:</p> <table border="0"> <tr><td>22</td></tr> <tr><td>28</td></tr> <tr><td>34</td></tr> <tr><td>40</td></tr> </table> <p>Can you work out what happens in the three circles?</p> <p><a href="https://nrich.maths.org/2727">https://nrich.maths.org/2727</a></p>	5					4					3					2					1					22	28	34	40	<p><b>P.E</b></p> <p>Create your own socially distanced P.E game. It could have an 'Natural Disasters' theme. Think about being inventive, think about what you've learnt about from reading books on myON. Tsunamis, pollution and oil spillages might make good ideas for a game.</p> <p>Think about different skills that you have learnt in P.E this year, and apply them to your own game.</p>	<p>Joe Wicks 9am PE Sessions:  <a href="https://www.youtube.com/channel/UCAxW1XT0iEJo0TYIRfn6rYQ">https://www.youtube.com/channel/UCAxW1XT0iEJo0TYIRfn6rYQ</a></p> <p>Just Dance:  <a href="https://www.youtube.com/results?sp=mAEB&amp;search_query=just+dance">https://www.youtube.com/results?sp=mAEB&amp;search_query=just+dance</a></p>
5																																	
4																																	
3																																	
2																																	
1																																	
22																																	
28																																	
34																																	
40																																	

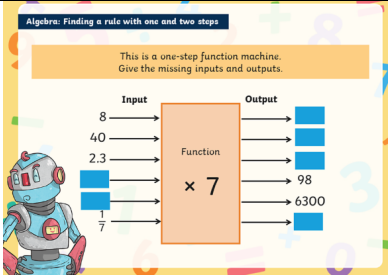


**West Cornforth Primary School**  
**Weekly Overview of Home School Learning Tasks- Year 5**

**WB: 06.07.20**

	<p><a href="https://www.natgeokids.com/uk/discover/geography/physical-geography/tsunamis/">https://www.natgeokids.com/uk/discover/geography/physical-geography/tsunamis/</a></p> <p>You could interview survivors. Remember, these people may have lost their homes and families, think about using some powerful emotive language.</p> <p>If you need any further support, we (Mrs Brown, Mrs Cunliffe and Miss Gregg) will be available on Class Dojo. We can also mark any work that is sent across and send this back to you.</p>	<p>This link will also provide you with the solution.</p> <p>Can you now produce a function machine of your own?</p> <p>Remember, we are available on Class Dojo if you need support with any of the questions.</p>	<p>You could write some rules down, or take some pictures of your game and send them on Class Dojo.</p>	
Thursday	<p>Note down any unfamiliar words from the chapter you have read. Explore the meanings of these words by using a dictionary or reading around the sentence.</p> <p><b>Complete myON Task 6– Writing Task: The Day the Tsunami Arrived...</b></p> <p>Write a diary entry as if you are someone that has escaped the devastation of the tsunami. Use your knowledge based on what you have read to help you, you may want to refer back to the texts for help. Remember to include your thoughts and feelings.</p>	<p>Daily Times Tables TTRockstars: <a href="https://trockstars.com/">https://trockstars.com/</a> Mathletics: <a href="https://login.mathletics.com">https://login.mathletics.com</a> TopMarks: <a href="https://www.topmarks.co.uk">https://www.topmarks.co.uk</a></p> <p>Finding a rule with one and two steps: <a href="https://www.bbc.co.uk/bitesize/articles/zm6296f">https://www.bbc.co.uk/bitesize/articles/zm6296f</a></p> <p>Firstly, watch the two learning summary slide shows.</p>	<p><b>Art – The Great Wave</b></p> <p>Look at the PowerPoint: ‘Art – The Great Wave’ and read through the information and look at the pictures.</p> <p>Use the ‘Great Wave Template’ to create your own artwork.</p>	<p>Joe Wicks 9am PE Sessions: <a href="https://www.youtube.com/channel/UCAxW1XT0iEJo0TYIRfn6rYQ">https://www.youtube.com/channel/UCAxW1XT0iEJo0TYIRfn6rYQ</a></p> <p>GoNoodle: <a href="https://www.gonoodle.com">https://www.gonoodle.com</a></p>



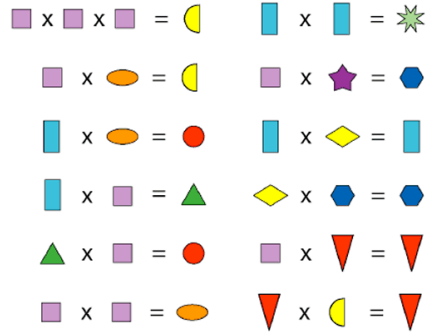
		 <p>Now complete Thursday's task in the booklet.</p> <p>Following this, can you complete the activity on using the two-step rule?</p> <p>The two PowerPoints on the blog might also help you.</p>		
Friday	<p>Your child can visit authorfy (<a href="https://authorfy.com/">https://authorfy.com/</a>) Join the website so that they can access videos, author masterclasses and other activities over the next few weeks. All sections are detailed and explain what you need to include.</p> <p><b>Complete myON Task 7 – Writing Task: Rubbish at Sea</b></p> <p>Read the book 'Trash Vortex'. Write a story from an animal's point of view. You know which creatures live at sea, as we covered this in previous weeks. Choose an animal and write about the</p>	<p><b>Daily Times Tables</b> <b>TTRockstars:</b> <a href="https://trockstars.com/">https://trockstars.com/</a> <b>Mathletics:</b> <a href="https://login.mathletics.com">https://login.mathletics.com</a> <b>TopMarks:</b> <a href="https://www.topmarks.co.uk">https://www.topmarks.co.uk</a></p> <p>Look at 'Shape times Shape' activity in the booklet.</p>	<p><b>Computing – Boat Race</b></p> <p>Create your own boat race game, follow the instructions on the link.</p> <p><a href="https://projects.raspberrypi.org/en/projects/boat-race">https://projects.raspberrypi.org/en/projects/boat-race</a></p> <p>You will need to download Scratch and open the starter project:</p> <p>Online: open the online starter project at <a href="http://rpf.io/create-your-own-world-on">rpf.io/create-your-own-world-on</a>.</p>	<p>Joe Wicks 9am PE Sessions: <a href="https://www.youtube.com/channel/UCAxW1XT0iEJo0TYIRfn6rYQ">https://www.youtube.com/channel/UCAxW1XT0iEJo0TYIRfn6rYQ</a></p> <p>Just Dance: <a href="https://www.youtube.com/results?sp=mAEB&amp;search_query=just+dance">https://www.youtube.com/results?sp=mAEB&amp;search_query=just+dance</a></p>



## West Cornforth Primary School Weekly Overview of Home School Learning Tasks- Year 5

WB: 06.07.20

impact of the rubbish from your point of view. You might be a seal that keeps getting tangled in plastic containers, or you may be an animal that is suffering with the consequences of an oil spillage.



Can you find out what each shape represents?

Different solutions are provided (see solutions) on the link below:

<https://nrich.maths.org/5714/solution>

You might also like to try:  
Highest and Lowest:

Put operations signs (+ or - or × or ÷) between the numbers 3, 4, 5, 6 to make the highest possible number and lowest possible number.

How about trying with numbers 1, 2, 3, 4, 5 and 6?





**West Cornforth Primary School**  
**Weekly Overview of Home School Learning Tasks- Year 5**

**WB: 06.07.20**

		<p>Again, the solution can be found if you follow the link: <a href="https://nrich.maths.org/943/solution">https://nrich.maths.org/943/solution</a></p> <p>If you are at home, you might like to record some of your suggestions on Dojo.</p> <p>Finally, there is a multistep problem- 'The Theatre Problem' in the booklet if you would like to give your brain some exercise. Good luck.</p>		
--	--	---	--	--